

Queens Crescent Neighbourhood Forum

Area map



Population

15,000

people

56,490,000 people in England

Rounded to the nearest 100 people

Number of households

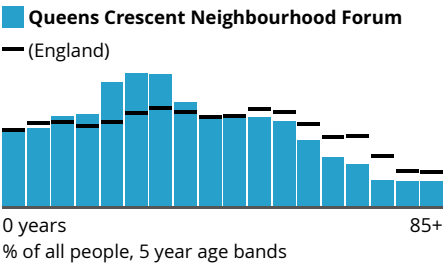
6,200

households

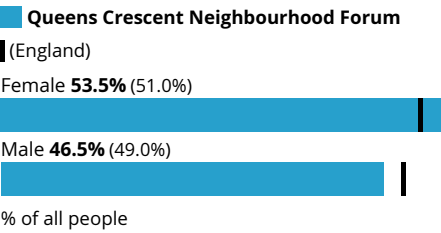
23,436,100 households in England

Rounded to the nearest 100 households

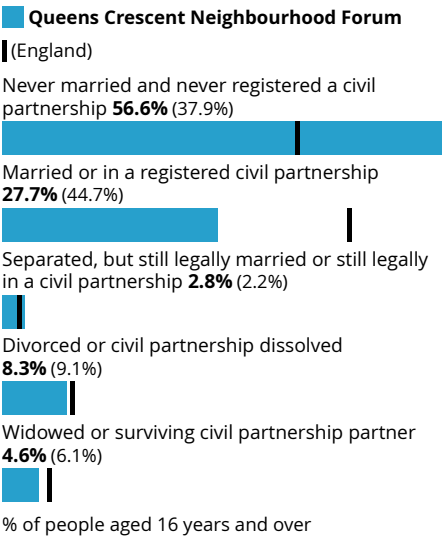
Age profile



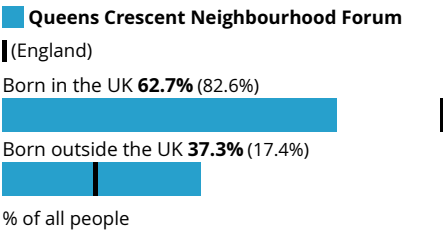
Sex



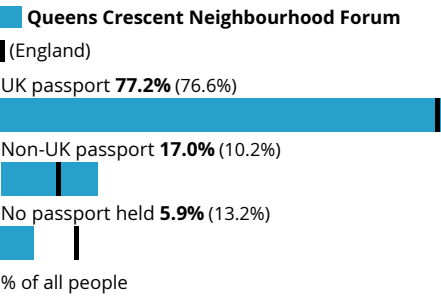
Legal partnership status



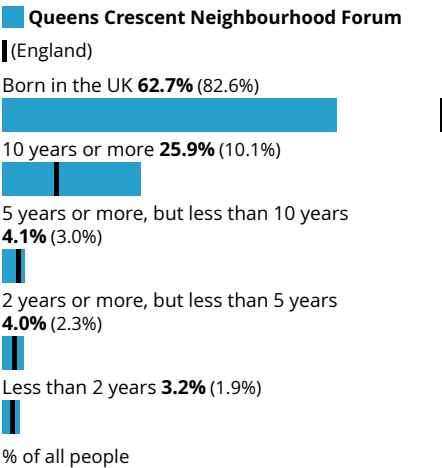
Country of birth



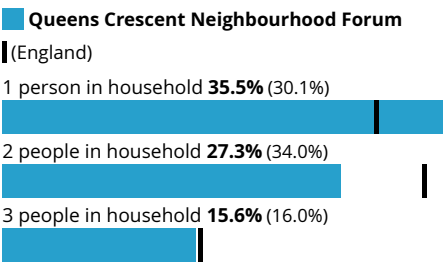
Passports held



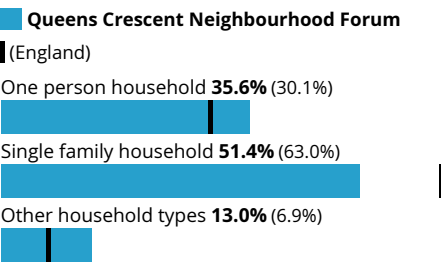
Length of residence in the UK




Household size



Household composition



Household deprivation



4 or more people in household **21.6%** (19.9%)



% of all households

% of all households

20.8% (14.2%)



Household is deprived in three dimensions **9.1%** (3.7%)



Household is deprived in four dimensions **0.9%** (0.2%)



% of all households

Ethnic group

Queens Crescent Neighbourhood Forum
(England)

Asian, Asian British or Asian Welsh **18.5%** (9.6%)



Black, Black British, Black Welsh, Caribbean or African **13.9%** (4.2%)



Mixed or Multiple ethnic groups **6.7%** (3.0%)



White **54.4%** (81.0%)



Other ethnic group **6.5%** (2.2%)



% of all people

National identity

Queens Crescent Neighbourhood Forum
(England)

One or more UK identity only **78.5%** (88.0%)



UK identity and non-UK identity **4.2%** (2.0%)



Non-UK identity only **17.3%** (10.0%)



% of all people

Religion

Queens Crescent Neighbourhood Forum
(England)

No religion **31.0%** (36.7%)



Christian **33.1%** (46.3%)



Buddhist **0.6%** (0.5%)



Hindu **1.0%** (1.8%)



Jewish **1.6%** (0.5%)



Muslim **24.3%** (6.7%)



Sikh **0.1%** (0.9%)



Other religion **0.8%** (0.6%)



Not answered **7.6%** (6.0%)



% of all people

General health

Queens Crescent Neighbourhood Forum
(England)

Very good health **49.8%** (48.5%)



Good health **29.3%** (33.7%)



Fair health **13.5%** (12.7%)



Bad health **5.4%** (4.0%)



Very bad health **2.0%** (1.2%)



% of all people

Disability

Queens Crescent Neighbourhood Forum
(England)

Disabled under the Equality Act **19.8%** (17.3%)



Not disabled under the Equality Act **80.2%** (82.7%)



% of all people

Provision of unpaid care

Queens Crescent Neighbourhood Forum
(England)

Provides no unpaid care **91.2%** (91.2%)



Provides 19 hours or less unpaid care a week **4.0%** (4.3%)



Provides 20 to 49 hours unpaid care a week **2.2%** (1.8%)



Provides 50 or more hours unpaid care a week **2.7%** (2.6%)



% of people aged five years and over

Proficiency in English

Queens Crescent Neighbourhood Forum
(England)

Main language is English (English or Welsh in Wales) **81.4%** (90.8%)



Can speak English very well **8.7%** (4.0%)



Can speak English well **5.9%** (3.3%)



Cannot speak English well **3.4%** (1.6%)



Cannot speak English **0.6%** (0.3%)



Accommodation type

Queens Crescent Neighbourhood Forum
(England)

Whole house or bungalow **12.6%** (77.4%)



Flat, maisonette or apartment **87.4%** (22.2%)



A caravan or other mobile or temporary structure **0.0%** (0.4%)



% of all households

Number of cars or vans

Queens Crescent Neighbourhood Forum
(England)

No cars or vans in household **65.2%** (23.5%)



1 car or van in household **30.4%** (41.3%)



2 cars or vans in household **3.8%** (26.1%)



3 or more cars or vans in household **0.6%** (9.1%)




% of all households

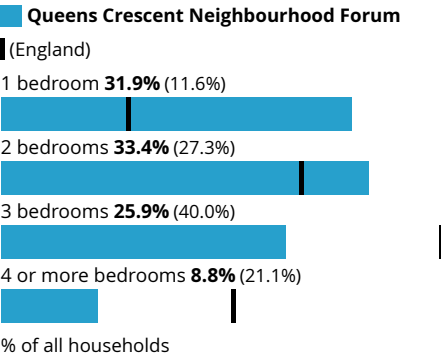
|

 % of people aged three years and over

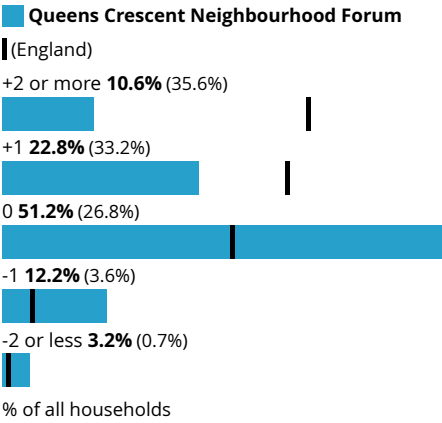
Central heating



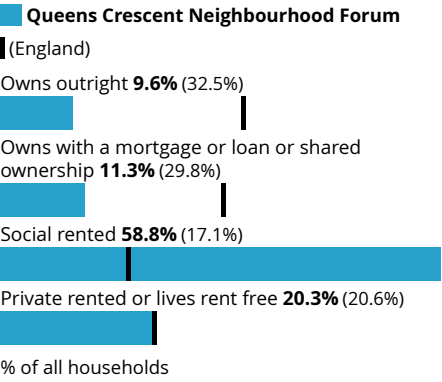
Number of bedrooms



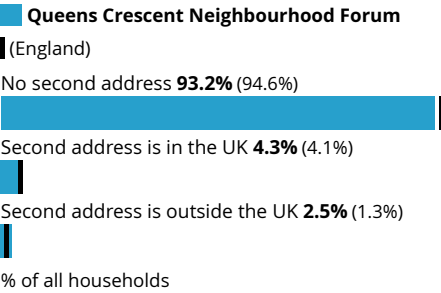
Occupancy rating for bedrooms



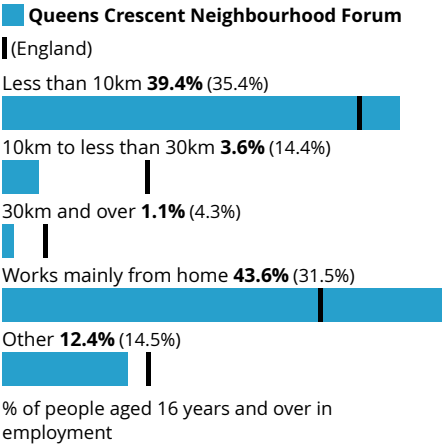
Tenure of household



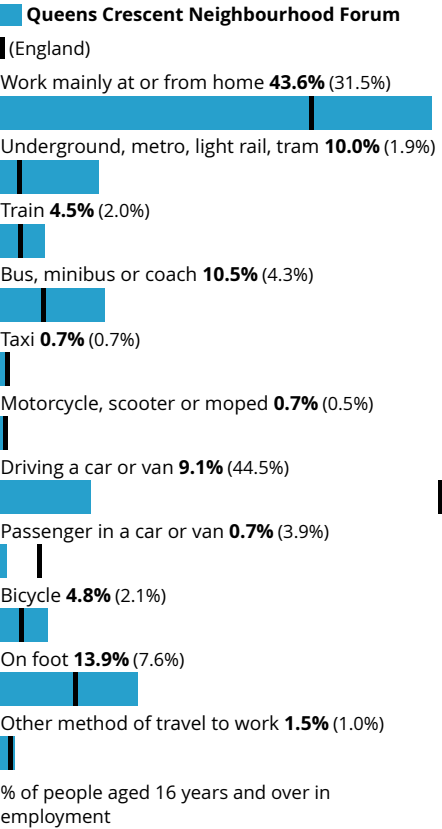
Second address indicator



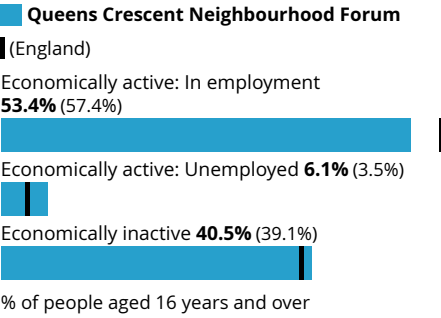
Distance travelled to work



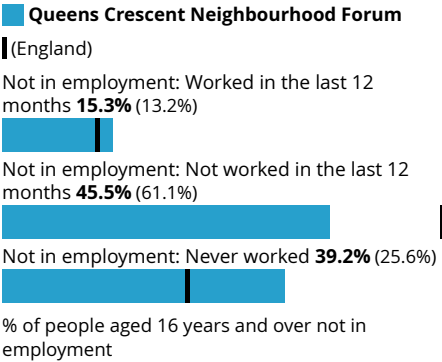
Method of travel to workplace



Economic activity status



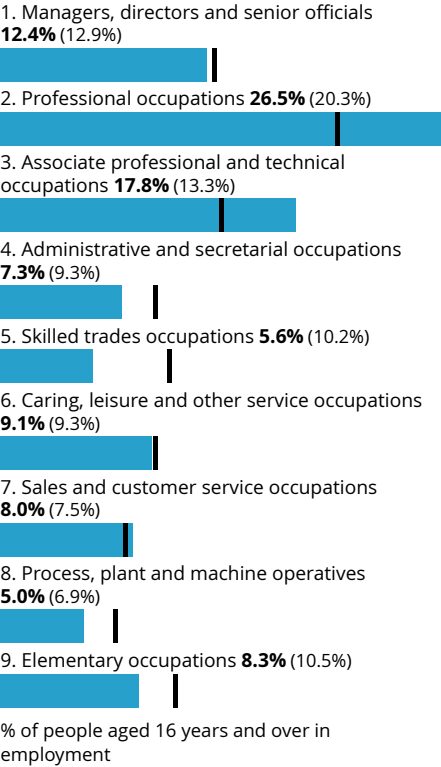
Employment history



Occupation

Queens Crescent Neighbourhood Forum


(England)



Highest level of qualification

Queens Crescent Neighbourhood Forum

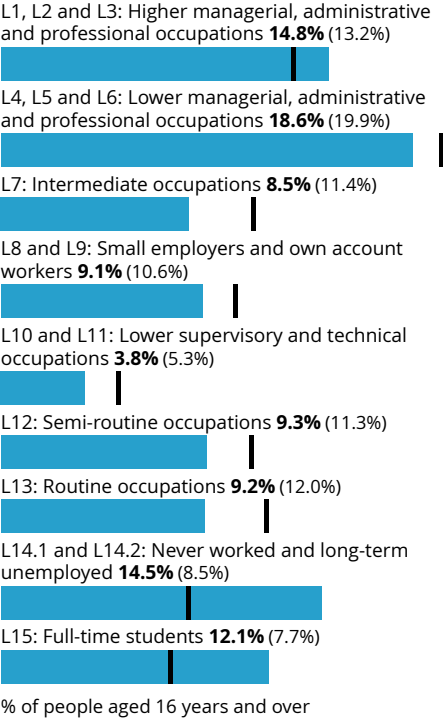
(England)



Socio-economic Classification (NS-SeC)

Queens Crescent Neighbourhood Forum

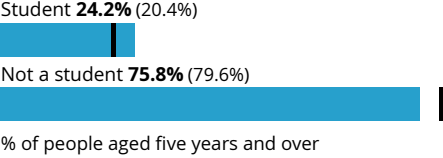
(England)



Schoolchildren and full-time students

Queens Crescent Neighbourhood Forum

(England)



Hours per week worked

Queens Crescent Neighbourhood Forum

(England)

